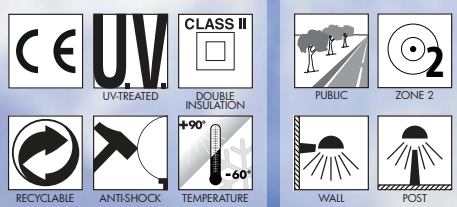


BEPPE 500

GRAND SIZE

Modern luminaries made of shockproof resin material, UV-rays stabilized, rust and corrosion-free. Suitable for post top or wall installation. Provided with high temperature resistant ceiling suitable for ballast fixation and with aluminum reflector to optimize the light distribution. Designed according to the international regulations against light pollution (standard UNI 10819). Insulation class II, Protection rating IP65.

Diffusore moderno realizzato in resina antiurto, stabilizzato ai raggi UV, inattaccabile da ruggine e corrosione. Idoneo per il montaggio a palo o a parete. Fornito con soffitto ad alta resistenza al calore idoneo per il fissaggio dei reattori e provvisto di parabola riflettente in alluminio per direzionare il flusso luminoso. Progettato in ottemperanza alle norme internazionali contro l'inquinamento luminoso (standard UNI 10819). Classe di isolamento II, grado di protezione IP65.



BULKHEAD

FLOODLIGHT

IN-GROUND

BRICKLIGHT

BOLLARDS

GARDEN

URBAN CLASSIC

URBAN MODERN

HIGH-BAY

POST

LAMPS



BEPPE 500 E27 - E40 VERSION - COMPONENTS

IP65



ROOF complete with decorative pinnacle made of shockproof resin material, UV-rays stabilized, rust and corrosion-free.

TETTO completo di pinnacolo decorativo realizzato in resina antiurto, stabilizzata ai raggi UV, inattaccabile da ruggine e corrosione.

High temperature resistant **CEILING** made of white polycarbonate (PC), UV-rays stabilized, suitable for ballast fixation on its upper side and provided with E27 or E40 lampholder on its lower side. Bulb in horizontal position.

SOFFITTO realizzato in polycarbonato bianco (PC) ad alta resistenza al calore, stabilizzato ai raggi UV, nella cui parte superiore vengono fissati i reattori. Fornito completo di portalampada E27 o E40 atto a sostenere la lampadina in posizione orizzontale.

Parabolic **REFLECTOR** made of anodized aluminium, designed to optimize the light distribution and to limit the skyward dispersion of the luminous flux.

PARABOLA riflettente realizzata in alluminio anodizzato, progettata per ottimizzare la distribuzione del flusso luminoso e limitarne la dispersione verso il cielo.

DIFFUSER made of UV-rays stabilized polymethylmethacrylate (PMMA), one piece only, available in clear or opal colour.

DIFFUSORE realizzato in polimetilmetacrilato (PMMA) stabilizzato ai raggi UV, un pezzo unico, disponibile in colore trasparente o opale.

CAGE for post top installation complete with connection ring (one piece only) to be fixed on the luminaries diffuser.

BIPODE in un unico pezzo completo di anello di connessione da fissare sul diffusore dell'apparecchio.

BEPPE 500

P60.000 *



Dimensions and weight

Height: 850 mm
Diameter: 600 mm
Weight: 8,9 Kg
Junction to support: diameter 60 mm
Area expose to wind pressure:
CxS = m² 0,246

Moulded colours:

Black White Grey

Diffuser PMMA:

Clear Opal

E27-E40

* ADD. SUFFIX

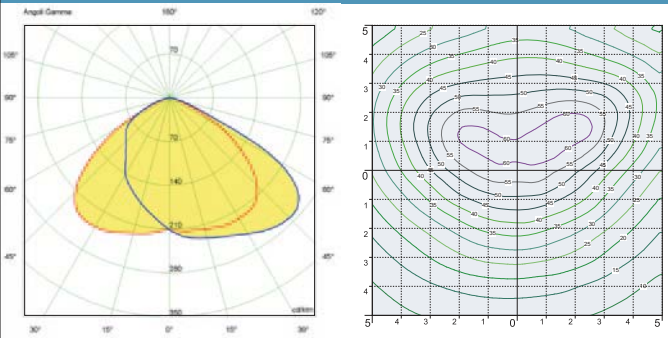


Luminaries supplied with E27 or E40 lampholder and provided as an option complete with ballast kit for SON-HQI lamps.

E27 (GLS-CFL-LED)	E27 Lampholder only	.E27
	E27 WITH BALLAST KIT	SON 70W .S70 HQI 70W .H70
E40 WITH BALLAST KIT	SON 100W	.S10
	HQI 100W	.H10
	SON 150W	.S15
	HQI 150W	.H15

* ADD THESE SUFFIXES TO THE REFERENCES MENTIONED IN THE CATALOGUE

PHOTOMETRIC DATA SAMPLE



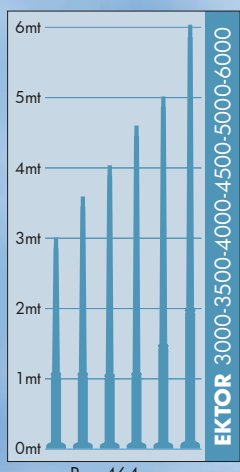

BEPPE 500 clear HQI 150W.

POST height 5mt
10x10mt area: average 31 lux

The photometric data for all the versions are available upon request or on our website.

EKTOR/BEPPE 500 GRAND SIZE

BULKHEAD
FLOODLIGHT
IN-GROUND
BRICKLIGHT
BOLLARDS
GARDEN
URBAN CLASSIC
URBAN MODERN
HIGH-BAY
POST
LAMPS



Pag. 464





EKTOR 6000/BEPPE500
P60.384.000

Pcs 1
Kg 66,8
mc 1,41

600

NEW 6m POST

6735

400

EKTOR 5000/BEPPE500
P60.377.000

Pcs 1
Kg 51,8
mc 0,48

600

5735

Ø 265

EKTOR 4000/ BEPPE500	EKTOR 4500/ BEPPE500
P60.371.000	P60.374.000
Pcs 1 Kg 45,8 mc 0,43	Pcs 1 Kg 48,8 mc 0,46

600

5235
4735

Ø 265

BEPPE500
P60.000

Pcs 1
Kg 8,9
mc 0,20

600

850

Ø 60

EKTOR 3000/ BEPPE500	EKTOR 3500/ BEPPE500
P60.364.000	P60.367.000
Pcs 1 Kg 39,8 mc 0,38	Pcs 1 Kg 42,8 mc 0,40

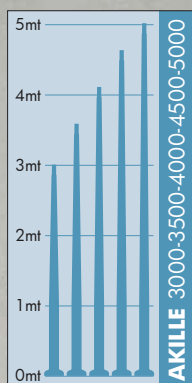
600

4235
3735

Ø 265

AKILLE/**BEPPE 500**
GRAND SIZE


BULKHEAD
FLOODLIGHT
IN-GROUND
BRICKLIGHT
BOLLARDS
GARDEN
URBAN CLASSIC
URBAN MODERN
HIGH-BAY
POST
LAMPS



Pag.464



P60.253.D9L



P60.115.D9L



P60.417

MADE IN ITALY



AKILLE 5000/BEPPE500
P60.427.000

Pcs 1
Kg 51,8
mc 0,48

600

5735

Ø 265

AKILLE 4000/BEPPE500 P60.421.000	AKILLE 4500/BEPPE500 P60.424.000
Pcs 1 Kg 45,8 mc 0,43	Pcs 1 Kg 48,8 mc 0,46

600

5235

Ø 265

AKILLE 3000/BEPPE500 P60.414.000	AKILLE 3500/BEPPE500 P60.417.000
Pcs 1 Kg 39,8 mc 0,38	Pcs 1 Kg 42,8 mc 0,40

600

4235

Ø 265

PILAR/BEPPE500
P60.253

Pcs 1
Kg 11,4
mc 0,24

920

1250

NEW LOT/BEPPE500
P60.115

Pcs 1
Kg 9,1
mc 0,21

600

960